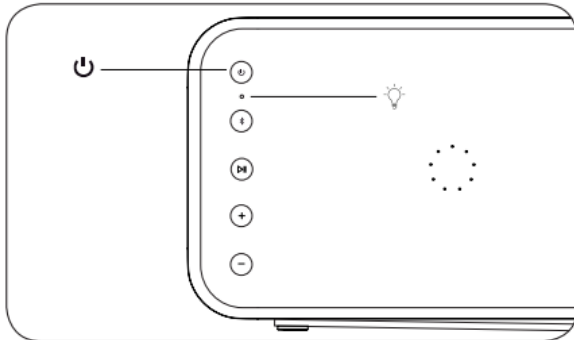


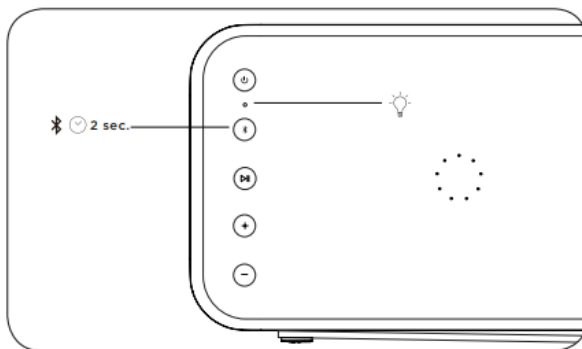
Smart Speaker Instructions

Turn on



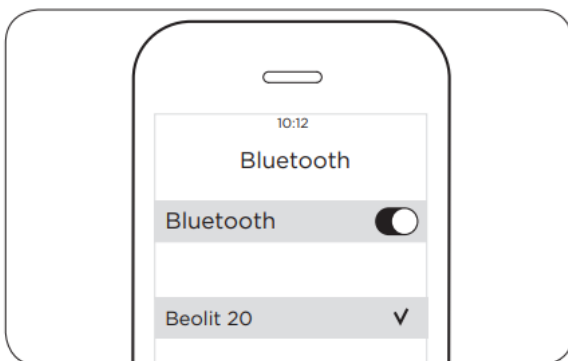
Press the power button to switch on, the light turns solid white.

Bluetooth pairing



Press and hold the Bluetooth button for 2 seconds, and the light flashes blue.

Bluetooth pairing



When the blue light starts flashing, ensure Bluetooth is enabled on your device. Find the device list and select beolit20. A sound prompt is heard, and it's ready to play.

There is no need to download the Beo App. Happy listening!